
**KUNAL &
ASSOCIATES**
CHARTERED ACCOUNTANTS

5A, Nurulla Doctor Lane, (West Range), 2nd Floor
Kolkata - 700 017 Fax : +91 33 2290-3295
Phone : +91 33 2287-9722, 6456-6720, 6456 6722
E-Mail : asitava.roy@gmail.com
E-Mail : sengupta.buddhadeb@gmail.com

INDEPENDENT AUDITOR'S REPORT

To the Members of Haldia Energy Limited

Report on the Audit of the Ind AS Financial Statements

Opinion

We have audited the accompanying Ind AS financial statements of Haldia Energy Limited ("the Company"), which comprise the Balance Sheet as at March 31 2019, the Statement of Profit and Loss, including the statement of Other Comprehensive Income, the Cash Flow Statement and the Statement of Changes in Equity for the year then ended, and notes to the financial statements, including a summary of significant accounting policies and other explanatory information.

In our opinion and to the best of our information and according to the explanations given to us, the aforesaid Ind AS financial statements give the information required by the Companies Act, 2013, as amended ("the Act") in the manner so required and give a true and fair view in conformity with the accounting principles generally accepted in India, of the state of affairs of the Company as at March 31, 2019, its profit including other comprehensive income, its cash flows and the changes in equity for the year ended on that date.

Basis for Opinion

We conducted our audit of the Ind AS financial statements in accordance with the Standards on Auditing (SAs), as specified under section 143(10) of the Act. Our responsibilities under those Standards are further described in the 'Auditor's Responsibilities for the Audit of the Ind AS Financial Statements' section of our report. We are independent of the Company in accordance with the 'Code of Ethics' issued by the Institute of Chartered Accountants of India (ICAI) together with the ethical requirements that are relevant to our audit of the financial statements under the provisions of the Act and the Rules made thereunder, and we have fulfilled our other ethical responsibilities in accordance with these requirements and the ICAI's Code of Ethics. We believe that the audit evidence we have obtained is sufficient and appropriate to provide a basis for our audit opinion on the Ind AS financial statements.

Information Other than the Ind AS Financial Statements and Auditor's Report Thereon

The Company's Board of Directors is responsible for the other information. The other information comprises the information included in the Annual Report, but does not include the Ind AS financial statements and our auditor's report thereon.

Our opinion on the Ind AS financial statements does not cover the other information and we do not express any form of assurance conclusion thereon.



In connection with our audit of the Ind AS financial statements, our responsibility is to read the other information and, in doing so, consider whether such other information is materially inconsistent with the financial statements or our knowledge obtained in the audit or otherwise appears to be materially misstated. If, based on the work we have performed, we conclude that there is a material misstatement of this other information, we are required to report that fact. We have nothing to report in this regard.

Management's Responsibility for the Ind AS Financial Statements

The Company's Board of Directors is responsible for the matters stated in section 134(5) of the Act with respect to the preparation of these Ind AS financial statements that give a true and fair view of the financial position, financial performance including other comprehensive income, cash flows and changes in equity of the Company in accordance with the accounting principles generally accepted in India, including the Indian Accounting Standards (Ind AS) specified under section 133 of the Act read with the Companies (Indian Accounting Standards) Rules, 2015, as amended. This responsibility also includes maintenance of adequate accounting records in accordance with the provisions of the Act for safeguarding of the assets of the Company and for preventing and detecting frauds and other irregularities; selection and application of appropriate accounting policies; making judgments and estimates that are reasonable and prudent; and the design, implementation and maintenance of adequate internal financial controls, that were operating effectively for ensuring the accuracy and completeness of the accounting records, relevant to the preparation and presentation of the Ind AS financial statements that give a true and fair view and are free from material misstatement, whether due to fraud or error.

In preparing the Ind AS financial statements, management is responsible for assessing the Company's ability to continue as a going concern, disclosing, as applicable, matters related to going concern and using the going concern basis of accounting unless management either intends to liquidate the Company or to cease operations, or has no realistic alternative but to do so.

The Board of Directors are also responsible for overseeing the Company's financial reporting process.

Auditor's Responsibilities for the Audit of the Ind AS Financial Statements

Our objectives are to obtain reasonable assurance about whether the Ind AS financial statements as a whole are free from material misstatement, whether due to fraud or error, and to issue an auditor's report that includes our opinion. Reasonable assurance is a high level of assurance, but is not a guarantee that an audit conducted in accordance with SAs will always detect a material misstatement when it exists. Misstatements can arise from fraud or error and are considered material if, individually or in the aggregate, they could reasonably be expected to influence the economic decisions of users taken on the basis of these Ind AS financial statements.

As part of an audit in accordance with SAs, we exercise professional judgment and maintain professional skepticism throughout the audit. We also:

- Identify and assess the risks of material misstatement of the Ind AS financial statements, whether due to fraud or error, design and perform audit procedures responsive to those risks, and obtain audit evidence that is sufficient and appropriate to provide a basis for our opinion. The risk of not detecting a material misstatement resulting from fraud is higher than for one resulting from error, as fraud may involve collusion, forgery, intentional omissions, misrepresentations, or the override of internal control.



- Obtain an understanding of internal financial controls relevant to the audit in order to design audit procedures that are appropriate in the circumstances. Under section 143(3)(i) of the Act, we are also responsible for expressing our opinion on whether the Company has adequate internal financial controls system in place and the operating effectiveness of such controls.
- Evaluate the appropriateness of accounting policies used and the reasonableness of accounting estimates and related disclosures made by management.
- Conclude on the appropriateness of management's use of the going concern basis of accounting and, based on the audit evidence obtained, whether a material uncertainty exists related to events or conditions that may cast significant doubt on the Company's ability to continue as a going concern. If we conclude that a material uncertainty exists, we are required to draw attention in our auditor's report to the related disclosures in the financial statements or, if such disclosures are inadequate, to modify our opinion. Our conclusions are based on the audit evidence obtained up to the date of our auditor's report. However, future events or conditions may cause the Company to cease to continue as a going concern.
- Evaluate the overall presentation, structure and content of the Ind AS financial statements, including the disclosures, and whether the Ind AS financial statements represent the underlying transactions and events in a manner that achieves fair presentation.

We communicate with those charged with governance regarding, among other matters, the planned scope and timing of the audit and significant audit findings, including any significant deficiencies in internal control that we identify during our audit.

We also provide those charged with governance with a statement that we have complied with relevant ethical requirements regarding independence, and to communicate with them all relationships and other matters that may reasonably be thought to bear on our independence, and where applicable, related safeguards.

Report on Other Legal and Regulatory Requirements

1. As required by the Companies (Auditor's Report) Order, 2016 ("the Order"), issued by the Central Government of India in terms of sub-section (11) of section 143 of the Act, we give in the "Annexure 1" a statement on the matters specified in paragraphs 3 and 4 of the Order.
2. As required by Section 143(3) of the Act, we report that:
 - (a) We have sought and obtained all the information and explanations which to the best of our knowledge and belief were necessary for the purposes of our audit;
 - (b) In our opinion, proper books of account as required by law have been kept by the Company so far as it appears from our examination of those books;
 - (c) The Balance Sheet, the Statement of Profit and Loss including the Statement of Other Comprehensive Income, the Cash Flow Statement and Statement of Changes in Equity dealt with by this Report are in agreement with the books of account;
 - (d) In our opinion, the aforesaid Ind AS financial statements comply with the Indian Accounting Standards specified under Section 133 of the Act, read with Companies (Indian Accounting Standards) Rules, 2015, as amended;



- (e) On the basis of the written representations received from the directors as on March 31, 2019 taken on record by the Board of Directors, none of the directors is disqualified as on March 31, 2019 from being appointed as a director in terms of Section 164 (2) of the Act;
- (f) With respect to the adequacy of the internal financial controls over financial reporting of the Company with reference to these Ind AS financial statements and the operating effectiveness of such controls, refer to our separate Report in "Annexure 2" to this report;
- (g) In our opinion, the managerial remuneration for the year ended March 31, 2019 has been paid / provided by the Company to its directors in accordance with the provisions of section 197 read with Schedule V to the Act;
- (h) With respect to the other matters to be included in the Auditor's Report in accordance with Rule 11 of the Companies (Audit and Auditors) Rules, 2014, as amended in our opinion and to the best of our information and according to the explanations given to us:
- i. The Company does not have any pending litigations which would impact its financial position;
 - ii. The Company did not have any long-term contracts including derivative contracts for which there were any material foreseeable losses;
 - iii. There were no amounts which were required to be transferred to the Investor Education and Protection Fund by the Company.

Kolkata
Dated: May 17, 2019



For Kunal & Associates
Chartered Accountants
Firm Registration Number: 316003E


(CA Asitava Roy)

Partner
Membership No. 052787

Annexure - 1 to Independent Auditors' Report
Referred to in paragraph 1 under 'Report on Other Legal and Regulatory Requirements'
section of our report to the members of Haldia Energy Limited of even date

- i. (a) The Company is maintaining proper records showing full particulars, including quantitative details and situation, of fixed assets.

(b) The fixed assets of the Company have been physically verified by the Management during the year and no material discrepancies have been noticed on such verification. In our opinion, the frequency of verification is reasonable.

(c) The title deeds of immovable properties are held in the name of the Company.
- ii. (a) The inventory has been physically verified by the Management during the year. In our opinion, the frequency of verification is reasonable.

(b) The discrepancies noted on physical verification of inventory as compared to book records has been properly dealt with in the books of account and were not material.
- iii. The Company has not granted any loans, secured or unsecured, to companies, firms or other parties covered in the register maintained under Section 189 of the Act. Therefore, the provisions of Clause (iii)(a) to (iii)(c) of the said Order are not applicable to the Company.
- iv. In our opinion, and according to the information and explanations given to us, the Company has complied with the provisions of Section 185 and 186 of the Companies Act, 2013 in respect of the loans and investments made, and guarantees and security provided by it.
- v. The Company has not accepted any deposits from the public within the meaning of Sections 73, 74, 75 and 76 of the Act and the Rules framed there under to the extent notified.
- vi. We have broadly reviewed the books of account maintained by the Company in respect of products where, pursuant to the rules made by the Central Government of India, the maintenance of cost records has been specified under sub-section (1) of Section 148 of the Act, and are of the opinion that, prima facie, the prescribed accounts and records have been made and maintained. We have not, however, made a detailed examination of the records with a view to determine whether they are accurate or complete.
- vii. (a) According to the information and explanations given to us and the records of the Company examined by us, in our opinion, the Company is regular in depositing the undisputed statutory dues, including provident fund, income tax, sales tax, wealth tax, service tax, duty of customs, value added tax, goods and service tax, cess and other material statutory dues, as applicable, with the appropriate authorities.

(b) According to the information and explanations given to us and the records of the Company examined by us, there are no dues of income-tax, sales-tax, service-tax, goods and service tax, duty of customs, duty of excise, value added tax which have not been deposited on account of any dispute.
- viii. According to the records of the Company examined by us and the information and explanation given to us, the Company has not defaulted in repayment of loans or borrowings to any financial institution or bank or Government or dues to debenture holders as at the balance sheet date.
- ix. Based upon the audit procedures performed and the information and explanations given by the management, the Company has not raised moneys by way of initial public offer or further



public offer including debt instruments but has taken term loans. The term loans have been applied for the purposes for which they were obtained.

- x. During the course of our examination of the books and records of the Company, carried out in accordance with the generally accepted auditing practices in India, and according to the information and explanations given to us, we have neither come across any instance of material fraud by the Company or on the Company by its officers or employees, noticed or reported during the year, nor have we been informed of any such case by the Management.
- xi. The Company has paid/ provided for managerial remuneration in accordance with the requisite approvals mandated by the provisions of Section 197 read with Schedule V to the Act.
- xii. As the Company is not a Nidhi Company and the Nidhi Rules, 2014 are not applicable to it, the provisions of Clause 3(xii) of the Order are not applicable to the Company.
- xiii. The Company has entered into transactions with related parties in compliance with the provisions of Sections 177 and 188 of the Act. The details of such related party transactions have been disclosed in the financial statements as required under Ind AS 24, Related Party Disclosures specified under Section 133 of the Act, read with Rule 7 of the Companies (Accounts) Rules, 2014.
- xiv. The Company has not made any preferential allotment or private placement of shares or fully or partly convertible debentures during the year under review. Accordingly, the provisions of Clause 3(xiv) of the Order are not applicable to the Company.
- xv. The Company has not entered into any non cash transactions with its directors or persons connected with him. Accordingly, the provisions of Clause 3(xv) of the Order are not applicable to the Company.
- xvi. The Company is not required to be registered under Section 45-IA of the Reserve Bank of India Act, 1934. Accordingly, the provisions of Clause 3(xvi) of the Order are not applicable to the Company.



Kolkata
Dated: May 17, 2019

For Kunal & Associates
Chartered Accountants
Firm Registration Number: 316003E

(CA Asitava Roy)
Partner
Membership No. 052787

Annexure - 2 to Independent Auditors' Report

Referred to in paragraph 2(f) under 'Report on Other Legal and Regulatory Requirements' section of our report to the members of Haldia Energy Limited of even date

Report on the Internal Financial Controls under Clause (i) of Sub-section 3 of Section 143 of the Act

1. We have audited the internal financial controls over financial reporting of Haldia Energy Limited ("the Company") as of March 31, 2019 in conjunction with our audit of the Ind AS financial statements of the Company for the year ended on that date.

Management's Responsibility for Internal Financial Controls

2. The Company's management is responsible for establishing and maintaining internal financial controls based on the internal control over financial reporting criteria established by the Company considering the essential components of internal control stated in the Guidance Note on Audit of Internal Financial Controls Over Financial Reporting issued by the Institute of Chartered Accountants of India (ICAI). These responsibilities include the design, implementation and maintenance of adequate internal financial controls that were operating effectively for ensuring the orderly and efficient conduct of its business, including adherence to company's policies, the safeguarding of its assets, the prevention and detection of frauds and errors, the accuracy and completeness of the accounting records, and the timely preparation of reliable financial information, as required under the Act.

Auditors' Responsibility

3. Our responsibility is to express an opinion on the Company's internal financial controls over financial reporting based on our audit. We conducted our audit in accordance with the Guidance Note on Audit of Internal Financial Controls Over Financial Reporting (the "Guidance Note") and the Standards on Auditing deemed to be prescribed under section 143(10) of the Act to the extent applicable to an audit of internal financial controls, both applicable to an audit of internal financial controls and both issued by the ICAI. Those Standards and the Guidance Note require that we comply with ethical requirements and plan and perform the audit to obtain reasonable assurance about whether adequate internal financial controls over financial reporting was established and maintained and if such controls operated effectively in all material respects.
4. Our audit involves performing procedures to obtain audit evidence about the adequacy of the internal financial controls system over financial reporting and their operating effectiveness. Our audit of internal financial controls over financial reporting included obtaining an understanding of internal financial controls over financial reporting, assessing the risk that a material weakness exists, and testing and evaluating the design and operating effectiveness of internal control based on the assessed risk. The procedures selected depend on the auditor's judgement, including the assessment of the risks of material misstatement of the Ind AS financial statements, whether due to fraud or error.
5. We believe that the audit evidence we have obtained is sufficient and appropriate to provide a basis for our audit opinion on the Company's internal financial controls system over financial reporting.

Meaning of Internal Financial Controls Over Financial Reporting

6. A company's internal financial control over financial reporting is a process designed to provide reasonable assurance regarding the reliability of financial reporting and the preparation of financial statements for external purposes in accordance with generally accepted accounting principles. A company's internal financial control over financial reporting includes those policies and procedures



that (1) pertain to the maintenance of records that, in reasonable detail, accurately and fairly reflect the transactions and dispositions of the assets of the company; (2) provide reasonable assurance that transactions are recorded as necessary to permit preparation of financial statements in accordance with generally accepted accounting principles, and that receipts and expenditures of the company are being made only in accordance with authorisations of management and directors of the company; and (3) provide reasonable assurance regarding prevention or timely detection of unauthorised acquisition, use, or disposition of the company's assets that could have a material effect on the financial statements.

Inherent Limitations of Internal Financial Controls Over Financial Reporting

7. Because of the inherent limitations of internal financial controls over financial reporting, including the possibility of collusion or improper management override of controls, material misstatements due to error or fraud may occur and not be detected. Also, projections of any evaluation of the internal financial controls over financial reporting to future periods are subject to the risk that the internal financial control over financial reporting may become inadequate because of changes in conditions, or that the degree of compliance with the policies or procedures may deteriorate.


Opinion

8. In our opinion, the Company has, in all material respects, an adequate internal financial controls system over financial reporting and such internal financial controls over financial reporting were operating effectively as at March 31, 2019, based on the internal control over financial reporting criteria established by the Company considering the essential components of internal control stated in the Guidance Note on Audit of Internal Financial Controls Over Financial Reporting issued by the Institute of Chartered Accountants of India.



Kolkata
Dated: May 17, 2019

For Kunal & Associates
Chartered Accountants
Firm Registration Number: 316003E


(CA Asitava Roy)
Partner
Membership No. 052787

(₹ in crore)

Balance Sheet as at March 31, 2019

Particulars	Notes	As at March 31, 2019	As at March 31, 2018
ASSETS			
1. Non-current assets			
a. Property, plant and equipment	2	4,186.84	4,294.93
b. Capital work in progress		7.63	26.68
c. Financial assets			
i. Investments	3	125.71	136.40
ii. Loans	4	0.40	0.47
d. Other non-current assets	5	10.89	4.11
Total non-current assets	(A)	4,331.47	4,462.59
2. Current assets			
a. Inventories	6	136.32	120.30
b. Financial assets			
i. Trade receivables	7	417.49	213.17
ii. Cash and cash equivalents	8	38.86	67.72
iii. Bank balances other than cash and cash equivalents	9	22.27	18.09
iv. Loans	10	8.73	8.69
v. Other financial assets	11	1,632.58	1,509.06
c. Current tax assets (net)		6.25	5.28
d. Other current assets	12	143.04	118.16
Total current assets	(B)	2,405.54	2,060.47
Regulatory deferral account balances	(C)	353.01	45.27
TOTAL ASSETS	(A+B+C)	7,090.02	6,568.33
EQUITY AND LIABILITIES			
EQUITY			
a. Equity share capital	13	1,203.44	1,203.44
b. Other equity	14	1,064.96	751.42
Total equity	(D)	2,268.40	1,954.86
LIABILITIES			
1. Non-current liabilities			
a. Financial liabilities			
i. Borrowings	15	3,120.79	3,520.42
b. Provisions	16	4.77	3.58
c. Deferred tax liabilities (net)	39	353.01	45.27
d. Other non current liabilities	17	4.07	4.11
Total non-current liabilities	(E)	3,482.64	3,573.38
2. Current liabilities			
a. Financial liabilities			
i. Borrowings	18	450.05	449.59
ii. Trade payables	19		
(a) Total outstanding dues to Micro Enterprise & Small Enterprises		0.72	-
(b) Total outstanding dues of creditors other than Micro Enterprise & Small Enterprises		181.74	135.73
iii. Other financial liabilities	20	425.22	174.49
b. Other current liabilities	21	3.81	2.86
c. Provisions	22	1.83	1.81
Total current liabilities	(F)	1,063.37	764.48
Regulatory deferral account balances	(G)	275.61	275.61
TOTAL EQUITY & LIABILITIES	(D+E+F+G)	7,090.02	6,568.33

Notes 1 - 44 form an integral part of the financial statements





This is the Balance Sheet referred to in our Report of even date.

For Kunal & Associates
 Firm Registration Number: 316003E
 Chartered Accountants

 CA Asitava Roy
 Partner
 Membership No.: 052787
 Place: Kolkata
 Date: May 17, 2019



For and on behalf of the Board of Directors

 Director
 Managing Director
 Company Secretary
 Chief Financial Officer

Haldia Energy Limited

CIN: U74210WB1994PLC066154

Telephone: +91 33 6634 0684

Email: haldiaenergy@rp-sg.in

Registered Office: Barick Bhawan, 6th Floor, 8 Chittaranjan Avenue, Kolkata-700072

Statement of Profit and Loss for the year ended March 31, 2019

(₹ in crore)

No.	Particulars	Notes	2018-19	2017-18
I	Revenue from operations	24	2,283.66	2,222.46
II	Other income	25	9.49	38.45
III	Total income (I+II)		2,293.15	2,260.91
IV	Expenses			
	Cost of fuel	26	1,139.99	952.18
	Employee benefit expenses	27	40.36	35.99
	Finance costs	28	386.07	386.37
	Depreciation and amortisation expenses	29	164.46	162.01
	Other expenses	30	143.78	174.44
	Total expenses		1,874.66	1,710.99
V	Profit before regulatory income / (expense) and tax (III-IV)		418.49	549.92
VI	Regulatory income / (expense)	32	-	(141.79)
VII	Profit before tax (V+VI)		418.49	408.13
VIII	Tax expense	39		
	- Current tax		(94.00)	(95.00)
	- Deferred tax		(307.74)	(45.27)
	- Regulatory income / (expense)- Deferred tax		307.74	45.27
	Total tax expense		(94.00)	(95.00)
IX	Profit for the period year (VII+VIII)		324.49	313.13
X	Other comprehensive income			
	(i) Items that will not be reclassified to profit or loss			
	- Remeasurements of the defined benefit plans		(0.32)	(1.01)
	- Income tax on above		0.07	0.22
	- Gain/(loss) on fair value of Investments		(10.69)	-
	Other comprehensive income for the year, net of tax		(10.94)	(0.79)
XI	Total comprehensive income for the year (IX+X)		313.55	312.34
	Earning per equity share	31	₹	₹
	Basic & Diluted (Face value of ₹ 10 per share)		2.70	2.60

Notes 1 - 44 form an integral part of the financial statements

This is the Statement of Profit and Loss referred to in our Report of even date.

For Kunal & Associates

Firm Registration Number: 316003E

Chartered Accountants



CA Asitava Roy

Partner


Membership No.: 052787

Place: Kolkata


Date: May 17, 2019



For and on behalf of the Board of Directors



Director



Company Secretary



Managing Director



Chief Financial Officer

Haldia Energy Limited
 CIN: U74210WB1994PLC066154
 Telephone: +91 33 6634 0684
 Email: haldiaenergy@rp-sg.in
 Registered Office: Barick Bhawan, 6th Floor, 8 Chittaranjan Avenue, Kolkata-700072

Statement of Cash Flow for the year ended March 31, 2019

(₹ In crore)

Particulars	2018-19	2017-18
A. Cash flow from operating activities		
Profit before Taxation	418.49	408.13
Adjustments for :		
Loss on disposal of Property, plant and equipment	0.05	-
Depreciation and amortisation expenses	164.46	162.01
Gain on sale of current investments (net)	(2.72)	(0.58)
Finance costs	386.07	386.37
Interest income	(4.23)	(3.79)
Unwinding of discount on financial instrument	(1.18)	(0.09)
Dividend Income	(0.29)	-
Foreign exchange restatement	-	(33.45)
Mark to Market Loss on derivative	-	29.47
Advance against depreciation	-	137.81
Operating profit before working capital changes	960.65	1,085.88
Adjustments for :		
(Increase)/Decrease in trade & other receivables	(539.32)	(42.76)
(Increase)/Decrease in inventories	(16.02)	7.63
(Increase)/Decrease in other non current assets	(26.90)	(509.48)
Increase/(Decrease) in provisions	(103.73)	(93.30)
Increase/(Decrease) in other current liabilities	305.37	19.90
Increase/(Decrease) in trade and other payables	46.73	60.15
Cash generated from operations	626.78	528.02
Income Tax paid (net of refund)	(94.15)	(103.68)
Net cash flow from operating activities	532.63	424.35
B. Cash flow from investing activities		
Purchase of property, plant and equipment / capital work-in-progress	(37.41)	(63.03)
Proceeds from sale of property, plant and equipment	0.03	-
Sale/(purchase) of non current investments	-	(20.00)
Sale/(purchase) of current investments (net)	2.72	0.58
Dividend received	0.29	-
Interest received	4.11	3.39
Net cash used in investing activities	(30.28)	(79.06)
C. Cash flow from financing activities		
Proceeds from long term borrowings (net of re-finance loan)	30.00	344.78
Repayment of long term borrowings	(174.00)	(408.00)
Net increase / (decrease) in cash credit facilities and other short term borrowings	0.46	149.56
Finance costs paid	(387.69)	(391.44)
Net cash used in financing activities	(531.23)	(305.10)
Net increase / (decrease) in cash and cash equivalents	(28.86)	40.19
Cash and cash equivalents - Opening Balance (Refer note no. 8)	67.72	27.53
Cash and cash equivalents - Closing Balance (Refer note no. 8)	38.86	67.72

Cash and cash equivalents comprises of

Particulars	As at March 31, 2019	As at March 31, 2018
Balances with banks		
- In current accounts	32.49	63.79
-Bank Deposits with original maturity of upto 3 months	6.35	3.90
Cash on hand	0.02	0.03
Total	38.86	67.72

Changes In liabilities arising from financing activities

Particulars	April 1, 2018	Cash Flows	Others	March 31, 2019
Current borrowings	449.59	0.46	-	450.05
Non-Current Borrowings	3,692.22	(144.00)	-	3,548.22
Total liabilities from financing activities	4,141.81	(143.54)	-	3,998.27

This is the Statement of Cash Flow referred to in our Report of even date.

For Kunal & Associates
 Firm Registration Number: 316003E
 Chartered Accountants



 CA Asitava Roy
 Partner
 Membership No.: 052787
 Place: Kolkata
 Date: May 17, 2019



For and on behalf of the Board of Directors


 Director

 Company Secretary


 Managing Director

 Chief Financial Officer

Haldia Energy Limited
 CIN: U74210WB1994PLC086154
 Telephone: +91 33 6634 0684
 Email: haldiaenergy@rp-sg.in
 Registered Office: Barick Bhawan, 8th Floor, 8 Chittaranjan Avenue, Kolkata-700072

Statement of Changes in Equity for the year ended March 31, 2019

a. Equity Share Capital

For financial year ended March 31, 2019

(₹ In crore)

Particulars	Balance at the beginning of the reporting period	Changes in equity share capital during the year	Balance at the end of the reporting period
Equity Shares	1,203.44	-	1,203.44

For financial year ended March 31, 2018

Particulars	Balance at the beginning of the reporting period	Changes in equity share capital during the year	Balance at the end of the reporting period
Equity Shares	1,203.44	-	1,203.44

b. Other Equity

For financial year ended March 31, 2019

Particulars	Reserves and Surplus				Total
	Capital Reserve	General Reserve	Retained Earnings	FVTOCI Reserve	
Balance at the beginning of the reporting period	0.00	0.01	751.41	-	751.42
Profit for the year	-	-	324.49	-	324.49
Other comprehensive income	-	-	(0.25)	(10.69)	(10.94)
Total Comprehensive Income for the year	-	-	324.24	(10.69)	313.55
Balance at the end of the reporting period	0.00	0.01	1075.65	(10.69)	1064.97

For financial year ended March 31, 2018

Particulars	Reserves and Surplus				Total
	Capital Reserve	General Reserve	Retained Earnings	FVTOCI Reserve	
Balance at the beginning of the reporting period	0.00	0.01	439.07	-	439.08
Profit for the year	-	-	313.13	-	313.13
Other comprehensive income	-	-	(0.79)	-	(0.79)
Total Comprehensive Income for the year	-	-	312.34	-	312.34
Balance at the end of the reporting period	0.00	0.01	751.41	-	751.42

This is the Statement of Changes in Equity referred to in our Report of even date.

For Kunal & Associates
 Firm Registration Number: 316003E
 Chartered Accountants

 CA Asitava Roy
 Partner
 Membership No.: 052787
 Place: Kolkata
 Date: May 17, 2019



For and on behalf of the Board of Directors


 Director

 Company Secretary


 Managing Director

 Chief Financial Officer

Haldia Energy Limited

CIN: U74210WB1994PLC066154

Telephone: +91 33 6634 0684

Email: haldiaenergy@rp-sg.in

Registered Office: Barick Bhawan, 6th Floor, 8 Chittaranjan Avenue, Kolkata-700072

Notes forming part of Financial Statements

NOTE-1

- A. The operations of the Company are governed by the Electricity Act, 2003 and various Regulations and/or policies framed thereunder by the appropriate authorities. Accordingly, in preparing the financial statements the relevant provisions of the said Act, Regulations etc. have been duly considered.

B. SIGNIFICANT ACCOUNTING POLICIES

1) Accounting Convention

These financial statements have been prepared to comply in all material aspects with Indian Accounting Standards ("Ind AS") notified under the Companies (Indian Accounting Standards) Rules, 2015 as amended from time to time notified under Section 133 of the Companies Act, 2013 and other provisions of the Companies Act, 2013 and the regulations under the Electricity Act, 2003 to the extent applicable. These financial statements were authorized for issue in accordance with a resolution of the directors on May , 2019.

A summary of important accounting policies which have been applied consistently are set out below.

The financial statements are presented in Indian Rupees and all values are rounded to the nearest crore, except otherwise indicated.

2) Basis of Accounting

The financial statements have been prepared in accordance with the generally accepted accounting principles in India under historical cost convention on accrual basis except for the following:

- a) certain financial assets and liabilities including derivative instruments measured at fair value

3) Accounting estimates

The preparation of financial statements in conformity with Ind AS requires management to make judgments, estimates and assumptions that affect the application of accounting policies and the reported amounts of assets, liabilities, income, expenses and disclosures. Actual results may differ from these estimates. Estimates and underlying assumptions are reviewed on a periodic basis. Revisions to accounting estimates are recognized in the period in which the estimates are revised and in any future periods affected.

4) Property Plant & Equipment

i) Recognition and measurement

Items of property, plant and equipment are measured at cost less accumulated depreciation/amortisation and accumulated impairment losses if any. Cost includes expenditure that is directly attributable to bringing the asset to the location and condition necessary for its intended use and appropriate borrowing costs. Gains and losses on disposal of an item of property, plant and equipment are determined by comparing the proceeds from disposal with the carrying amount of property, plant and equipment. These are included in profit or loss within other gains/ losses. The residual values, useful lives and methods of depreciation are reviewed at each financial year end and adjusted prospectively. An impairment loss is recognized where applicable, when the carrying value of tangible assets exceeds its market value or value in use, whichever is higher.



Haldia Energy Limited

CIN: U74210WB1994PLC066154

Telephone: +91 33 6634 0684

Email: haldiaenergy@rp-sg.in

Registered Office: Barick Bhawan, 6th Floor, 8 Chittaranjan Avenue, Kolkata-700072**Notes forming part of Financial Statements****ii) Depreciation**

In terms of the applicable provisions of the Regulations under the Electricity Act, 2003, depreciation on items of property, plant and equipment other than freehold land is provided on straight line method on prorata basis at the rates specified therein, the basis of which is considered by the West Bengal Electricity Regulatory Commission in determining the tariff for the year of the Company. Leasehold land and building is amortized over the unexpired period of the lease.

5) Investments

Investment in associates are carried at deemed cost at transition date and are tested for impairment whenever events or changes in circumstances indicate that the carrying amount may not be recoverable. An impairment loss is recognized for the amount by which the assets carrying amount exceeds its recoverable amount. Investments in equity instruments are measured at fair value through other comprehensive income.

6) Inventories

Inventories of stores and spares and fuel are valued at lower of cost and net realizable value. Cost is calculated on weighted average basis and comprises expenditure incurred in the normal course of business in bringing such inventories to their present location and condition. Obsolete, slow moving and defective inventories are identified at the time of physical verification of inventories and where necessary, adjustment is made for such items.

7) Taxes

Income tax expense comprises current and deferred tax. Current tax expense is recognized in profit or loss except to the extent that it relates to items recognized directly in other comprehensive income or equity, in which case it is recognized in other comprehensive income or equity.

Current tax represents the amount payable based on computation of tax as per prevailing taxation laws under the income Tax Act, 1961.

Provision for deferred taxation is made using liability method on temporary differences arising between the tax bases of assets and liabilities and their carrying amounts in the financial statements using tax rates (and laws) that have been enacted or substantially enacted by the end of the reporting period and are expected to apply when the related deferred tax asset is realized or the deferred tax liability is settled. Deferred tax assets are recognized subject to the consideration of prudence and are periodically reviewed to reassess realization thereof. Deferred Tax Liability or Asset will give rise to actual tax payable or recoverable at the time of reversal thereof. Since tax on profits forms part of chargeable expenditure under the applicable regulations, deferred tax liability or asset is recoverable or payable through future tariff. Hence, recognition of deferred tax asset or liability is made with corresponding provision of liability or asset, as applicable.

8) Cash and Cash Equivalents

Cash and cash equivalents in the balance sheet comprise cash at banks and on hand and short-term deposits with original maturity of three months or less, which are subject to an insignificant risk of changes in value. For the purpose of presentation in the cash flow statement, cash and cash equivalents include cash on hand, in banks and demand deposits with banks. Bank overdrafts are shown within borrowings in current liabilities in the balance sheet.



Haldia Energy Limited

CIN: U74210WB1994PLC066154

Telephone: +91 33 6634 0684

Email: haldiaenergy@rp-sg.in

Registered Office: Barick Bhawan, 6th Floor, 8 Chittaranjan Avenue, Kolkata-700072**Notes forming part of Financial Statements****9) Foreign Currency Transactions**

The Company's financial statements are presented in INR which is also the functional currency of the Company.

Foreign currency transactions are recorded on initial recognition in the functional currency using the exchange rate at the date of the transaction. At each balance sheet date, foreign currency monetary items are reported using the closing exchange rate. Exchange differences that arise on settlement of monetary items or on reporting at each balance sheet date of the Company's monetary items at the closing rate are recognized as income or expenses in the period in which they arise.

Outstanding loans repayable in foreign currency are restated at the year-end exchange rate. Exchange gains and losses in respect of such restatement is accounted for as a regulatory income or expense with the recognition of such amount as refundable or recoverable which will be taken into consideration in determining the Company's future tariff in respect of the amount settled duly considering as appropriate, the impact of the contracts entered into for managing risks thereunder.

10) Financial Asset

The financial assets are classified under the following categories:

- a) financial assets measured at amortized cost;
- b) financial assets measured at fair value through profit and loss;

The classification of financial assets depends on the Company's business model for managing financial assets and the contractual cash flows.

At initial recognition the financial assets are measured at its fair value.

Financial assets measured at amortized cost

Assets that are held for collection of contractual cash flows where those cash flows represent solely payments of principal and interest are measured at amortized cost. After initial measurement, such financial assets are subsequently measured at amortized cost using the effective interest rate method. The losses arising from impairment are recognized in the Statement of Profit and Loss.

Financial instruments measured at fair value through profit and loss (FVTPL)

Financial instruments included within fair value through profit and loss category are measured initially as well as at each reporting period at fair value plus transaction costs as applicable. Fair value movements are recorded in Statement of Profit and Loss.

Impairment of financial assets

The Company assesses on a forward looking basis the expected credit losses associated with its assets carried at amortized cost. The impairment methodology applied depends on whether there has been a significant increase in credit risk.

11) Financial liabilities

Financial liabilities are measured at amortized cost using the effective interest rate method.



Haldia Energy Limited

CIN: U74210WB1994PLC066154

Telephone: +91 33 6634 0684

Email: haldiaenergy@rp-sg.in

Registered Office: Barick Bhawan, 6th Floor, 8 Chittaranjan Avenue, Kolkata-700072**Notes forming part of Financial Statements****12) Regulatory deferral account balances**

The Company is a rate regulated entity and has elected to adopt Ind AS 114, Regulatory Deferral Accounts. Expenses/Income recognized as Regulatory Income/Expenses in the Statement of Profit and Loss to the extent recoverable or payable in subsequent periods based on the Company's understanding of the provision of the applicable regulations framed by the West Bengal Electricity Regulatory Commission (WBERC) and/or their pronouncements/orders, with corresponding balances shown in the Balance Sheet as Regulatory Deferral Account balances. Regulatory Deferral Account balances are adjusted from the year in which these crystallise.

13) Derivatives

The Company uses derivative financial instruments such as forward currency contracts, interest rate swaps to hedge its foreign currency risks and interest rate risks respectively. Such derivative financial instruments are recognised at fair value. Derivatives are carried as financial assets when the fair value is positive and as financial liabilities when the fair value is negative. Gains or losses arising from such fair valuation of derivatives is recognised as regulatory income or expense through Statement of Profit and Loss and would be considered in determining the Company's future tariff.

14) Employee Benefits

Contribution to Provident fund is accounted for on accrual basis. Provident fund contributions are made to a fund administered through the Office of The Regional Provident Fund Commissioner. Provisions for Gratuity liability and Leave Encashment liability are made on the basis of actuarial valuation done at the end of the year by independent actuary.

Actuarial gains or losses in respect of gratuity liability are recognized in other comprehensive income and in respect of leave liability, actuarial gain or losses are recognized in Statement of Profit & Loss.

15) Revenue from Operations

Revenue is recognised to the extent it is probable that the economic benefits will flow to the company and the revenue can be reliably measured, regardless of when the payment is being made.

Earnings from sale of electricity are determined in accordance with the applicable orders of the Hon'ble Commission. In terms of the applicable regulations and tariff determination process followed by the Hon'ble Commission, advance against depreciation forms part of tariff. Necessary provision against such advance against depreciation of a year is made awaiting due consideration of the authorities in subsequent tariff determination process.

16) Other Income

Other income from investments and deposits etc. is accounted for on accrual basis inclusive of related tax deducted at source, where applicable.

17) Finance Costs

Finance Costs comprise interest expenses, applicable gain / loss on foreign currency borrowings in appropriate cases and other borrowing costs. Such Finance Costs attributable to acquisition and / or construction of qualifying assets are capitalized as a part of cost of such assets upto the date, where such assets are ready for their intended use. The balance Finance Costs is charged off to statement of profit and loss. Finance Costs in case of foreign currency borrowings is accounted for as appropriate, duly considering the impact of the derivative contracts entered into for managing risks thereof. Interest expense arising from financial liabilities is accounted for in effective interest rate method.



Haldia Energy Limited

CIN: U74210WB1994PLC066154

Telephone: +91 33 6634 0684

Email: haldiaenergy@rp-sg.in

Registered Office: Barick Bhawan, 6th Floor, 8 Chittaranjan Avenue, Kolkata-700072

Notes forming part of Financial Statements

18) Leases

Leases under which the Company assumes substantially all the risks and rewards of ownership are classified as finance leases. When acquired, such assets are capitalised at fair value or present value of minimum lease payments at the inception of the lease, whichever is lower. Lease payments under operating leases are recognized as an expense on a straight line basis in the statement of profit and loss over the lease term except where the lease payments are structured to increase in line with expected general inflation.

Lease payments under operating leases are recognised as an expense on a straight line basis in the Statement of Profit and Loss over the lease term.

19) Provisions and contingent liabilities

Provisions are recognized when the Company has a present obligation (legal or constructive) as result of a past event and it is probable that an outflow of economic resources will be required to settle the obligation and the amount of obligation can be estimated reliably.

A disclosure for contingent liability is made when there is a possible obligation arising from past events, the existence of which will be confirmed only by the occurrence or non-occurrence of one or more uncertain future events not wholly within the control of the company or a present obligation that arises from past events where it is either not probable that an outflow of resources embodying economic benefits will be required to settle on a reliable estimate of the amount cannot be made.

C. SUMMARY OF SIGNIFICANT JUDGEMENTS AND ASSUMPTIONS

The preparation of financial statements requires the use of accounting estimates which, by definition, will seldom equal the actual results. Management also needs to exercise judgement in applying the Company's accounting policies.

Estimates and judgements are continually evaluated. They are based on historical experience and other factors, including expectations of future events that may have a financial impact on the Company and that are believed to be reasonable under the circumstances.

The areas involving critical estimates or judgements are:

Estimation of Regulatory Items: Note – 23 & 32

Impairment of Trade Receivables: Note – 7

Estimates used in Actuarial Valuation of Employee benefits: Note – 37

D. NEW STANDARDS THAT ARE NOT YET EFFECTIVE

IND AS 116 – Leases

Ind AS 116 Leases was notified in March 2019 and it replaces Ind AS 17 Leases. Ind AS 116 is effective for annual periods beginning on or after 1 April 2019. It sets out the principles for the recognition, measurement, presentation and disclosure of leases and requires lessees to account for all leases under a single on-balance sheet model similar to the accounting for finance leases under Ind AS 17. Lessor accounting under Ind AS 116 is substantially unchanged from today's accounting under Ind AS 17. Ind AS 116 required lessees and lessors to make more extensive disclosures than under Ind AS 17. The company is in the process of evaluating the requirements of the standard and its impact on its financial statements.



Haldia Energy Limited

CIN: U74210WB1994PLC066154

Telephone: +91 33 6634 0684

Email: haldiaenergy@rp-sg.in

Registered Office: Barick Bhawan, 6th Floor, 8 Chittaranjan Avenue, Kolkata-700072

Notes forming part of Financial Statements

E. CHANGES IN ACCOUNTING POLICIES

Ind AS 115 was issued on March 28, 2018 and supersedes Ind AS 11 "Construction Contract" and Ind AS 18 "Revenue" and it applied, with limited exception, to all revenue arising from contract with customers. The Company has adopted Ind AS 115 using the modified retrospective method of adoption with the initial application date of April 1, 2018. However, the application of standard does not have any impact on the recognition and measurement of revenue and related items.

Several other amendments and interpretation apply for the first time in March 2019, but do not have an impact on the financial statements of the company. The Company has not early adopted any standards or amendments that have been issued but are not yet effective.



Notes forming part of Financial Statements

2. Property, plant and equipment

(₹ in crore)

Particulars	Freehold land	Leasehold land	Buildings	Plant and equipment	Furniture and fixtures	Vehicles	Office equipment	Transmission system	Railway sidings	Total	Previous Year
Gross carrying value											
As at April 1, 2018	0.21	93.30	447.59	3,481.54	3.76	3.96	6.70	592.13	145.99	4,775.18	4,669.24
Additions	-	-	29.25	9.84	0.69	0.55	0.30	3.08	12.75	56.46	105.94
Disposals / adjustments	-	-	-	-	0.06	-	0.07	-	-	0.13	-
As at March 31, 2019	0.21	93.30	476.84	3,491.38	4.39	4.51	6.93	595.21	158.74	4,831.51	4,775.18
Accumulated depreciation & amortisation											
As at April 1, 2018	-	3.21	43.18	375.68	0.49	1.58	1.32	46.10	8.69	480.25	318.24
Depreciation & amortisation expense	-	1.07	14.62	126.57	0.24	0.74	0.56	15.39	5.27	164.46	162.01
Disposals / adjustments	-	-	-	-	0.02	-	0.02	-	-	0.04	-
As at March 31, 2019	-	4.28	57.80	502.25	0.71	2.32	1.86	61.49	13.96	644.67	480.25
Net carrying value on March 31, 2019	0.21	89.02	419.04	2,989.13	3.68	2.19	5.07	533.72	144.78	4,186.84	4,294.93
Net carrying value on March 31, 2018	0.21	90.09	404.41	3,105.86	3.27	2.38	5.38	546.03	137.30	4,294.93	

i) Leased assets

Buildings include the following amounts where the company is a lessee under a finance lease:

Buildings	March 31, 2019	March 31, 2018
Cost / Deemed cost	1.12	1.12
Accumulated depreciation	0.05	0.04
Net carrying amount	1.07	1.08

ii) Property, plant and equipment pledged as security

Refer to note nos. 15 and 18 for information on property, plant & equipment pledged as security by the company.

iii) Contractual obligations

Refer note no. 33 for disclosure of contractual commitments for the acquisition of property, plant & equipment.

iv) Rate of depreciation / useful life of property, plant and equipment

Particulars	Rate of Depreciation / Useful Life of Assets
Buildings	25-50 Years
Plant and equipment	5-50 Years
Furniture and fixtures	15 Years
Vehicles	5 Years
Office equipment	7-15 Years
Transmission system	25-35 Years
Railway sidings	25 Years

The lease term in respect of land and building acquired under finance lease ranges from 90 - 99 years which is renewable at the option of the lessor.



Haldia Energy Limited

CIN: U74210WB1994PLC066154

Telephone: +91 33 6634 0684

Email: haldiaenergy@rp-sg.in

Registered Office: Barick Bhawan, 6th Floor, 8 Chittaranjan Avenue, Kolkata-700072

Notes forming part of Financial Statements**Non current assets****Financial assets****3. Investments**

(₹ in crore)

Particulars	As at March 31, 2019	As at March 31, 2018
Investments in equity instrument (fully paid up) - Quoted		
Quoted Investment carried at fair value through OCI		
ICICI Securities Limited (March 31, 2019 : 384,608; March 31, 2018 : 384,608; Equity Shares of ₹ 10 each, fully paid up)	9.31	20.00
Investments in equity instrument (fully paid up) - Unquoted (at cost)		
Associates		
Surya Vidyut Limited (March 31, 2019: 11,64,00,000; March 31, 2018: 11,64,00,000; Equity Shares of ₹ 10 each, fully paid up)	116.40	116.40
Total	125.71	136.40

4. Loans

Particulars	As at March 31, 2019	As at March 31, 2018
Unsecured - considered good		
Loans to employees	0.40	0.47
Total	0.40	0.47

5. Other non current assets

Particulars	As at March 31, 2019	As at March 31, 2018
Capital advances	5.71	-
Other advances	5.18	4.11
Total	10.89	4.11

Current assets**6. Inventories**

Particulars	As at March 31, 2019	As at March 31, 2018
Stores and spares (includes goods in transit ₹ Nil; March 31, 2018 - ₹ Nil)	50.58	44.26
Fuel (includes goods in transit ₹ 5.36 crore; March 31, 2018 - ₹ 7.48 crore)	85.74	76.04
Total	136.32	120.30



Haldia Energy Limited

CIN: U74210WB1994PLC066154

Telephone: +91 33 6634 0684

Email: haldiaenergy@rp-sg.in

Registered Office: Barick Bhawan, 6th Floor, 8 Chittaranjan Avenue, Kolkata-700072

Notes forming part of Financial Statements**Financial Assets****7. Trade receivables**

(₹ in crore)

Particulars	As at March 31, 2019	As at March 31, 2018
Unsecured - considered good	417.49	213.17
Total	417.49	213.17

8. Cash and cash equivalents

Particulars	As at March 31, 2019	As at March 31, 2018
Balances with banks		
- In current accounts	32.49	63.79
- Bank Deposits with original maturity of upto 3 months	6.35	3.90
Cash on hand	0.02	0.03
Total	38.86	67.72

9. Bank balances other than cash and cash equivalents

Particulars	As at March 31, 2019	As at March 31, 2018
Bank Deposits with original maturity more than 3 months and less than 12 months	22.26	17.38
Bank Deposits with original maturity more than 12 months	0.01	0.71
Total	22.27	18.09

10. Loans

Particulars	As at March 31, 2019	As at March 31, 2018
Unsecured - considered good		
Loans to employees	0.30	0.26
Security deposit	8.43	8.43
Total	8.73	8.69

11. Other financial assets

Particulars	As at March 31, 2019	As at March 31, 2018
Interest accrued on bank deposits	0.62	0.50
Receivable from parent company	1,282.00	1,492.00
Receivable from fellow subsidiary company	335.00	-
Inter corporate deposit	3.00	3.40
Receivable towards claims and services rendered	11.96	13.16
Total	1,632.58	1,509.06

12. Other current assets

Particulars	As at March 31, 2019	As at March 31, 2018
Prepaid expenses	15.04	13.32
Other advances (coal, freight, stores, others)	128.00	104.84
Total	143.04	118.16



Haldia Energy Limited
 CIN: U74210WB1994PLC066154
 Telephone: +91 33 6634 0684
 Email: haldiaenergy@rp-sg.in
 Registered Office: Barick Bhawan, 6th Floor, 8 Chittaranjan Avenue, Kolkata-700072

Notes forming part of Financial Statements

13. Equity share capital

(₹ in crore)

a) Particulars	As at	
	March 31, 2019	March 31, 2018
Authorised		
1,250,000,000 (March 31, 2018: 1,250,000,000) Equity Shares of ₹ 10 each, fully paid up	1,250.00	1,250.00
Issued, subscribed and paid-up capital		
1,203,441,049 (March 31, 2018: 1,203,441,049) Equity Shares of ₹ 10 each, fully paid up	1,203.44	1,203.44
Total	1,203.44	1,203.44

b) Reconciliation of the number of equity shares outstanding at the beginning and at the end of the reporting period are as given below:

Particulars	As at March 31, 2019		As at March 31, 2018	
	No of shares	Amount	No of shares	Amount
Equity shares outstanding at the beginning of the period	12034,41,049	1,203.44	12034,41,049	1,203.44
Add: Equity shares issued during the period	-	-	-	-
Equity shares outstanding at the end of the period	12034,41,049	1,203.44	12034,41,049	1,203.44

c) Terms/rights attached to equity shares

The company has only one class of equity shares having a par value of ₹ 10 per share. Each shareholder is eligible for one vote per share held. In the event of liquidation of the company, the holders of equity shares will be entitled to receive the sales proceeds of the remaining assets of the company after distribution of all the preferential amounts. The distribution shall be in proportion to the number of equity shares held by the shareholders.

d) Shares of the company held by parent company and shareholders holding more than 5% shares in the Company

Particulars	As at		As at	
	March 31, 2019	%	March 31, 2018	%
Name of the shareholder	Number of shares	%	Number of shares	%
CESC Limited (Refer note no. 38)	12034,41,049	100%	12034,41,049	100%

e) In the period of five years immediately preceding March 31, 2019, the company has neither issued bonus shares, bought back any equity shares nor has allotted any equity shares as fully paid up without payment being received in cash.

f) There are no shares reserved for issue under options and contracts or commitments for the sale of shares or disinvestment.



Notes forming part of Financial Statements

14. Other equity

(₹ in crore)

Particulars	As at March 31, 2019	As at March 31, 2018
a) Retained earnings	1,075.64	751.41
b) Capital reserve	0.00	0.00
c) General reserve	0.01	0.01
d) Fair Value through Other Comprehensive Income (FVTOCI) Reserve	(10.69)	-
Total	1,064.96	751.42

a) Retained earnings

Particulars	As at March 31, 2019	As at March 31, 2018
Opening balance	751.40	439.07
Net profit for the period	324.49	313.13
Items that will not be reclassified to profit or loss		
- Remeasurements of the defined benefit plans (net of tax)	(0.25)	(0.79)
Closing balance	1,075.64	751.41

Retained earnings comprise of the Company's prior years' undistributed earnings after taxes and adjustment done on transition to Ind AS

b) Capital reserve

Particulars	As at March 31, 2019	As at March 31, 2018
Opening balance	0.00	0.00
Closing balance	0.00	0.00

c) General reserve

Particulars	As at March 31, 2019	As at March 31, 2018
Opening balance	0.01	0.01
Closing balance	0.01	0.01

d) Fair Value through Other Comprehensive Income (FVTOCI) Reserve

Particulars	As at March 31, 2019	As at March 31, 2018
Opening balance	-	-
Items that will not be reclassified to profit or loss		
- Gain/(loss) on fair value of Investments	(10.69)	-
Closing balance	(10.69)	-

Non current liabilities

Financial Liabilities

15. Non current borrowings

Particulars	As at March 31, 2019	As at March 31, 2018
Secured		
Rupee term loans		
i) from banks	3,007.21	3,024.22
ii) from financial institutions	336.00	343.00
Unsecured		
Rupee term loans		
i) from banks	205.00	325.00
	3,548.21	3,692.22
Less: Current maturities of long term borrowings (Refer note no. 20)	416.00	162.00
Less: Unamortised front end fees	11.42	9.80
Total	3,120.79	3,520.42



Notes forming part of Financial Statements

1) Nature of security

Out of the total above, ₹ 3,343.21 crore; (March 31, 2018: ₹ 3,317.22 crore) are secured with first charge by way of mortgage/hypothecation of the fixed and current assets of the company including its land, buildings, the construction thereon where exists, plant and machinery etc, and loans amounting to ₹ Nil; (March 31, 2018: ₹ 50.00 crore) are secured with subservient charge on movable fixed assets.

2) Major terms of repayment of long term loans disclosed in above are given below:

(₹ in crore)

Maturity Profile	Balance Outstanding as at March 31, 2019		
	Rupee Term Loan from Banks	Rupee Term Loan from Financial Institutions	Current Maturities
Loans with residual maturity of upto 1 year	205.00	-	205.00
Loans with residual maturity between 1 and 3 years	-	-	-
Loans with residual maturity between 3 and 5 years	363.00	-	74.00
Loans with residual maturity between 5 and 10 years	113.34	-	15.11
Loans with residual maturity beyond 10 years	2,530.88	336.00	121.89
Total	3,212.22	336.00	416.00

Interest rates on Rupee Term Loans from Banks and Financial Institutions are based on spread over respective Lenders benchmark rate. All of the above are repayable in periodic installments over the maturity period of the respective loans.

Maturity Profile	Balance Outstanding as at March 31, 2018		
	Rupee Term Loan from Banks	Rupee Term Loan from Financial Institutions	Current Maturities
Loans with residual maturity of upto 1 year	-	-	-
Loans with residual maturity between 1 and 3 years	375.00	-	-
Loans with residual maturity between 3 and 5 years	200.00	-	25.00
Loans with residual maturity between 5 and 10 years	128.45	-	15.11
Loans with residual maturity beyond 10 years	2,645.77	343.00	121.89
Total	3,349.22	343.00	162.00

Interest rates on Rupee Term Loans from Banks and Financial Institutions are based on spread over respective Lenders benchmark rate. All of the above are repayable in periodic installments over the maturity period of the respective loans.

16. Provisions

Particulars	As at March 31, 2019	As at March 31, 2018
Provision for employee benefits		
Gratuity	2.31	1.76
Leave encashment	2.46	1.82
Total	4.77	3.58

17. Other non current liabilities

Particulars	As at March 31, 2019	As at March 31, 2018
Financial guarantee obligations	4.07	4.11
Total	4.07	4.11

Current liabilities

Financial Liabilities

18. Current Borrowings

Particulars	As at March 31, 2019	As at March 31, 2018
Secured		
Loans repayable on demand - from banks		
Overdraft from banks	50.05	49.59
Unsecured		
Loans repayable on demand - other loans		
Short term loan from bank	100.00	-
Commercial paper	300.00	400.00
Total	450.05	449.59



Haldia Energy Limited

CIN: U74210WB1994PLC066154

Telephone: +91 33 6634 0684

Email: haldiaenergy@rp-sg.in

Registered Office: Barick Bhawan, 6th Floor, 8 Chittaranjan Avenue, Kolkata-700072

Notes forming part of Financial Statements**1) Nature of security**

Out of the total above, ₹ 50.05 crore; (March 31, 2018: ₹ 49.59 crore) are secured with first charge by way of mortgage/hypothecation of the fixed and current assets of the company including its land, buildings, the construction thereon where exists, plant and machinery etc.

19. Trade payables

(₹ in crore)

Particulars	As at March 31, 2019	As at March 31, 2018
Trade payables		
(a) Total outstanding dues to Micro Enterprise & Small Enterprises	0.72	-
(b) Total outstanding dues of Creditors other than Micro Enterprise & Small Enterprises	181.74	135.73
Total	182.46	135.73

There is no delay in payment to Micro Enterprise & Small Enterprises parties and hence no interest has been accrued/paid.

20. Other financial liabilities

Particulars	As at March 31, 2019	As at March 31, 2018
Current maturities of long-term borrowings (Refer note no. 15)	416.00	162.00
Liabilities on capital account	6.33	9.78
Others	2.89	2.71
Total	425.22	174.49

21. Other current liabilities

Particulars	As at March 31, 2019	As at March 31, 2018
Other payables - Statutory dues	3.81	2.86
Total	3.81	2.86

22. Provisions

Particulars	As at March 31, 2019	As at March 31, 2018
Provision for employee benefits		
Gratuity	0.79	1.00
Leave encashment	1.04	0.81
Total	1.83	1.81

23. Regulatory deferral account balances

Particulars	As at March 31, 2019	As at March 31, 2018
Regulatory deferral account - debit balances	353.01	45.27
Regulatory deferral account - credit balances	275.61	275.61

(Refer note no. 32 for details)



Haldia Energy Limited

CIN: U74210WB1994PLC066154

Telephone: +91 33 6634 0684

Email: haldiaenergy@rp-sg.in

Registered Office: Barick Bhawan, 6th Floor, 8 Chittaranjan Avenue, Kolkata-700072

Notes forming part of Financial Statements**24. Revenue from operations**

(₹ in crore)

Particulars	2018-19	2017-18
a. Earnings from sale of electricity	2,279.33	2,217.17
b. Other operating revenue		
Others	4.33	5.29
Total	2,283.66	2,222.46

Earnings from sale of electricity are inclusive of advance against depreciation amounting to ₹ Nil (March 31, 2018: ₹ 137.81 crore).

25. Other income

Particulars	2018-19	2017-18
Interest Income		
From bank	1.67	1.14
Interest on inter corporate deposit	2.53	2.65
Others	0.03	-
Other non-operating income		
Dividend Income	0.29	-
Gain on sale of current investments (net)	2.72	0.58
Foreign exchange restatement gain	-	33.45
Unwinding of discount on financial instrument	1.18	0.09
Others	1.07	0.54
Total	9.49	38.45

26. Cost of fuel

Particulars	2018-19	2017-18
Consumption of coal		
Quantity in tonnes	31,02,276	30,68,890
Value	1,137.62	950.62
Consumption of oil		
Quantity in kilolitres	496	344
Value	2.37	1.56
Total	1,139.99	952.18

Cost of fuel includes freight ₹ 427.49 crore (March 31, 2018: ₹ 362.16 crore)

Cost of fuel includes gain of ₹ Nil (March 31, 2018: ₹ 1.03 crore) due to exchange fluctuations.

27. Employee benefit expenses

Particulars	2018-19	2017-18
Salaries and bonus	35.27	32.31
Contribution to provident and other funds	1.44	1.31
Staff welfare expenses	3.97	3.38
Sub-total	40.68	37.00
Less: Transfer to other comprehensive income	0.32	1.01
Total	40.36	35.99

28. Finance costs

Particulars	2018-19	2017-18
Interest expense	371.50	377.99
Other borrowing costs	14.57	8.38
Total	386.07	386.37



Haldia Energy Limited

CIN: U74210WB1994PLC066154

Telephone: +91 33 6634 0684

Email: haldiaenergy@rp-sg.in

Registered Office: Barick Bhawan, 6th Floor, 8 Chittaranjan Avenue, Kolkata-700072

Notes forming part of Financial Statements**29. Depreciation and amortisation expenses**

(₹ in crore)

Particulars	2018-19	2017-18
Depreciation on property, plant and equipment	164.46	162.01
Total	164.46	162.01

30. Other expenses

Particulars	2018-19	2017-18
Consumption of stores and spares	22.13	16.75
Repairs		
--Plant and machinery	41.84	35.82
--Building	0.68	0.81
Rent	0.84	1.07
Insurance	8.59	9.68
Remuneration to auditors		
-- As Statutory auditor	0.07	0.07
-- As Tax auditor	0.01	0.01
-- Others	0.01	0.01
Rates and taxes	1.25	1.53
Mark to market loss on derivatives	-	29.47
Loss on disposal of property, plant and equipment	0.05	-
Miscellaneous expenses	68.31	79.22
Total	143.78	174.44

Miscellaneous expenses include a sum of ₹ 20 crore (previous year: ₹ 28 crore) towards donation under Section 182 of the Companies Act, 2013

31. Earnings per share (EPS)

Particulars	2018-19	2017-18
Face value of equity shares	10	10
Profit After Tax (₹ in crore)	324.49	313.13
Weighted average number of equity shares outstanding	12034,41,049	12034,41,049
Basic and Diluted Earnings per share (₹)	2.70	2.60

32. Regulatory Income / (Expenses)

Regulatory income / (expenses) arise to the Company pursuant to the regulatory provisions applicable to the Company under the provisions of the Electricity Act, 2003 and regulations framed thereunder and disposals made by WBERC on the Company's various petitions / applications, in terms of the said regulations, at different timeframe. The effect of adjustments – income / (expenses), relating to (a) advance against depreciation, (b) effect of exchange fluctuation, amounting to ₹ Nil (March 31, 2018: ₹ 137.81 crore) and ₹ Nil (March 31, 2018: ₹ 3.97 crore) respectively have been shown as Regulatory income / (expenses) with corresponding sums, reflected in Balance Sheet as Regulatory Deferral Account Balance (see note no. 23)

Regulatory deferral account debit balance comprises of deferred tax amounting to ₹ 353.01 crore (March 31, 2018: ₹ 45.27 crore) and that relating to credit balance comprise the effect of advance against depreciation amounting to ₹ 275.61 crore (March 31, 2018: ₹ 275.61 crore).

The accurate quantification and disposal of the matters with regard to Regulatory deferral account balances are being given effect to, from time to time, after conclusion of the concerned event/year as appropriate, on receipt of necessary direction from the appropriate authorities relating to the applicable matters in a comprehensive way.



Haldia Energy Limited

CIN: U74210WB1994PLC066154

Telephone: +91 33 6634 0684

Email: haldiaenergy@rp-sg.in

Registered Office: Barick Bhawan, 6th Floor, 8 Chittaranjan Avenue, Kolkata-700072

Notes forming part of Financial Statements**33. Contingent liabilities and commitments**

a. Commitments of the Company on account of estimated amount of contracts remaining to be executed on capital account and the same (letter of comfort) towards borrowing / financing obligations of fellow subsidiaries from banks, not provided for amounting to ₹ 0.03 crore (March 31, 2018: ₹ 9.73 crore) and ₹ 777.56 crore (March 31, 2018: ₹ 493.28 crore) respectively.

b. The Company has given bank guarantee of ₹ 128.84 crore (March 31, 2018: ₹ 106.00 crore) for procurement of coal and other financial obligations, etc., which is outstanding as on the reporting date.

34. Quantitative information

Particulars	Million kWh	
	2018-19	2017-18
Total number of units generated during the year	4,615	4,526
Total number of units consumed in generating stations	349	351
Total number of units sent out	4,266	4,175
Total number of units through deviation settlement mechanism (net)	15	18
Total number of units delivered	4,240	4,147

35. Corporate social responsibility

In terms of the provisions of Companies Act, 2013, the required Corporate Social Responsibility (CSR) spending, included in Miscellaneous Expenses under note no. 30 (Other Expenses), works out to ₹ 7.21 crore (March 31, 2018: ₹ 4.44 crore), which has been met by way of direct expenditure and contribution to a trust set up for the said purpose of ₹ 2.21 crore (March 31, 2018: ₹ 1.64 crore) and ₹ 5.00 crore (March 31, 2018: ₹ 2.80 crore) respectively.

36. Segment reporting

Based on the "management approach" as defined by Ind AS 108, the Chief Operating Decision Maker (CODM) evaluates the Company's performance and allocates resources based on an analysis of various performance indicators.

The Company is engaged in generation of electricity and does not operate in any other reportable segments. There are no reportable geographical segments, since all business is carried out in India.

Revenue of ₹ 2279.33 crore (March 31, 2018: ₹ 2217.17 crore) is derived from a single external customer.



Haldia Energy Limited

CIN: U74210WB1994PLC066154

Telephone: +91 33 6634 0684

Email: haldiaenergy@rp-sg.in

Registered Office: Barick Bhawan, 6th Floor, 8 Chittaranjan Avenue, Kolkata-700072

Notes forming part of Financial Statements**37. Employee Benefits****a) Defined Benefit Plan**

The Company also provides for gratuity and leave encashment benefit to the employees. Annual actuarial valuations at the end of each year are carried out by independent actuary in compliance with Ind AS 19 on "Employee Benefits".

b) The results of the actuarial study for the obligation for employee benefits as computed by the actuary are shown below:

(₹ in crore)

Actuarial study analysis	Gratuity		Leave Encashment	
	March 31, 2019	March 31, 2018	March 31, 2019	March 31, 2018
Principal actuarial assumptions				
Discount rate	7.17%	7.49%	7.17%	7.49%
Range of compensation increase	5.00%	5.00%	5.00%	5.00%
Attrition rate (per thousand)				
Age upto 40 years	4.20	4.20	4.20	4.20
Age 40 years and above	-	-	-	-
Early retirement and disability rate (per thousand)				
40-54 years	1.80	1.80	1.80	1.80
55-57 years	2.20	2.20	2.20	2.20
Components of statement of income statement charge				
Current service cost	0.35	0.31	0.37	0.33
Interest cost	0.19	0.06	0.19	0.15
Past Service Cost	-	0.71	-	-
Total charged to consolidated statement of profit or loss	0.54	1.08	0.56	0.48
Movements in net liability/(asset)				
Net liability at the beginning of the year	2.76	0.84	2.63	2.06
Employer contributions	(0.51)	(0.03)	(0.17)	(0.05)
Total expense recognised in the consolidated statement of profit or loss	0.54	1.08	1.03	0.48
Total amount recognised in other comprehensive income	0.31	0.88	-	0.14
Net liability at the end of the year	3.10	2.77	3.49	2.63
Reconciliation of benefit obligations				
Obligation at start of the year	2.76	0.84	2.63	2.06
Current service cost	0.35	0.31	0.37	0.33
Interest cost	0.19	0.06	0.19	0.15
Past Service Cost	-	0.71	-	-
Benefits paid directly by the Company	(0.51)	(0.03)	(0.17)	(0.05)
Actuarial loss	0.31	0.88	0.48	0.14
Defined benefits obligations at the end of the year	3.10	2.77	3.50	2.63
Re-measurements of defined benefit plans				
Actuarial (gain)/loss due to changes in financial assumptions	0.09	(0.10)	-	(0.10)
Actuarial (gain)/loss on account of experience adjustments	0.23	0.97	-	0.24
Total actuarial (gain)/loss recognised in other comprehensive income	0.32	0.87	-	0.14

c) Sensitivity analysis of significant assumptions

The following table present a sensitivity analysis to one of the relevant actuarial assumption, holding other assumptions constant, showing how the defined benefit obligation would have been affected by changes in the relevant actuarial assumptions that were reasonably possible at the reporting date.

Particulars	Gratuity		Leave Encashment	
	March 31, 2019	March 31, 2018	March 31, 2019	March 31, 2018
Discount rate				
+ 1% discount rate	2.85	2.56	3.21	2.42
- 1% discount rate	3.41	3.00	3.83	2.89
Salary increase				
+ 1% salary growth	3.38	2.98	3.84	2.89
- 1% salary growth	2.86	2.56	3.21	2.41
Withdrawal rate				
+ 50% withdrawal rate	3.11	2.76	3.51	2.64
- 50% withdrawal rate	3.10	2.75	3.49	2.62
Mortality rate				
+ 10% mortality rate	3.11	2.76	3.50	2.63
- 10% mortality rate	3.10	2.76	3.49	2.63



Haldia Energy Limited

CIN: U74210WB1994PLC066154

Telephone: +91 33 6634 0684

Email: haldiaenergy@rp-sg.in

Registered Office: Barick Bhawan, 6th Floor, 8 Chittaranjan Avenue, Kolkata-700072

Notes forming part of Financial Statements**d) Risk exposure**

The Company is exposed to a number of risks, the most significant of which are detailed below:

i) Discount Rate risk: The Company is exposed to the risk of fall in discount rate. A fall in discount rate will eventually increase in the ultimate cost of providing the above benefit thereby increasing the value of the liability.

ii) Future Salary Increase Risk: The Scheme cost is very sensitive to the assumed future salary escalation rates for all final salary defined benefit Schemes. If actual future salary escalations are higher than that assumed in the valuation actual Scheme cost and hence the value of the liability will be higher than that estimated.

iii) Demographic Risk: In the valuation of the liability certain demographic (mortality and attrition rates) assumptions are made. The Company is exposed to this risk to the extent of actual experience eventually being worse compared to the assumptions thereby causing an increase in the scheme cost.

iv) Regulatory Risk: New Act/Regulations may come up in future which could increase the liability significantly in case of leave obligation. Gratuity benefit must comply with the requirements of the Payment in Gratuity Act, 1972 (as amended up-to-date).

e) Defined benefit liability

The weighted average duration of the defined benefit obligation for leave encashment is 11.15 years (March 31, 2018 - 11.71 years) and for gratuity is 6.72 years (March 31, 2018 - 7.22 years). The expected maturity analysis of undiscounted gratuity and leave encashment is as follows:

Particulars	Upto 1 year	Between 2 - 5 years	Between 6 - 10 years	Over 10 years	Total
March 31, 2019					
Gratuity	0.82	0.39	1.51	4.70	7.42
Leave Encashment	1.07	0.50	1.31	5.53	8.41
March 31, 2018					
Gratuity	1.04	0.19	0.86	4.34	6.43
Leave Encashment	0.84	0.23	0.95	4.77	6.79

The estimates of future salary increases considered in actuarial valuation takes into account inflation, seniority, promotion and other relevant factors.

Details of plan assets

The Scheme is unfunded.

Defined contribution plan

The Company maintains a Provident Fund with the Regional Provident Fund authorities where contributions are made by the Company as well as by the employees. An amount of ₹ 1.44 crore (March 31, 2018 ₹ 1.31 crore) has been charged off to Statement of Profit and Loss.



Notes forming part of Financial Statements

38. Related party transaction

(a) Parent entities

Name	Relationship	Place of Incorporation	Ownership interest	
			As at March 31, 2019	As at March 31, 2018
CESC Limited (From 1st October 2017)	Parent Company	India	100%	100%
CESC Limited (Till 30th September 2017)	Ultimate Parent Company	India	-	-
CESC Infrastructure Limited (Upto 30th September 2017)	Parent Company	India	-	-

(b) Fellow subsidiaries, associates, joint ventures

Name	Relationship
Surya Vidyut Limited	Fellow subsidiary
CESC Projects Limited	Fellow subsidiary
Dharwal Infrastructure Limited	Fellow subsidiary
Spencer's Retail Limited	Common control
Quest Properties India Limited	Common control
RPG Power Trading Co Ltd	Common control
Kolkata Games and Sports Pvt. Ltd.	Common control
CESC Ventures Limited	Common control
Guilfree Industries Limited	Common control

(c) Key Management Personnel

Particulars	Relationship
Mr. Rabi Chowdhury	Managing Director
Mr. Subir Kumar Saha	Vice President & CFO

(d) Transactions with related parties

(₹ in crore)

Nature of Transactions	Parent Company		Entities under common control		Key Management Personnel	
	2018-19	2017-18	2018-19	2017-18	2018-19	2017-18
Investment in equity shares	-	-	-	76.40	-	-
Investment sold	-	575.00	-	-	-	-
Income from sale/services	2,279.33	2,217.17	0.04	-	-	-
Other advance	-	-	335.00	-	-	-
Services received	-	-	15.63	12.97	-	-
Expenses recoverable	-	-	0.22	0.19	-	-
Expenses payable	1.80	1.58	1.08	0.92	-	-
Remuneration of Key Managerial Personnel						
-Short term employee benefits	-	-	-	-	4.09	1.82
-Post employment benefits	-	-	-	-	0.56	0.11
Remuneration to Directors					12.85	-
Balance Outstanding						
Debit	1,697.71	1,703.37	321.28	-	-	-
Credit	-	-	-	2.55	12.85	-



Haldia Energy Limited

CIN: U74210WB1994PLC066154

Telephone: +91 33 6634 0684

Email: haldiaenergy@rp-sg.in

Registered Office: Barick Bhawan, 6th Floor, 8 Chittaranjan Avenue, Kolkata-700072

Notes forming part of Financial Statements**39. Income tax expense**

(₹ in crore)

a) The major components of Deferred Tax Assets/ (Liabilities) based on the temporary difference as at March 31, 2019 are as under:

Particulars	As at March 31, 2019	As at March 31, 2018
Liabilities		
Excess of tax depreciation over book depreciation	(783.14)	(725.13)
Others	(3.99)	(3.39)
Total	(787.13)	(728.52)
Assets		
Unabsorbed tax losses/ depreciation	431.82	682.32
Items covered under section 43B	1.22	0.91
Others	1.08	0.02
Total	434.12	683.25
Deferred Tax Assets/(Liability) - (Net)	(353.01)	(45.27)

Net deferred tax liability of ₹ 353.01 crore as above has been recognised. (Deferred Tax Liability March 31, 2018 : ₹ 45.27 crore has been recognised)

b) Reconciliation of tax expense and accounting profit

Particulars	As at March 31, 2019	As at March 31, 2018
Accounting profit before tax after comprehensive income	418.17	407.12
Tax using the Company's domestic tax rate (Current year 34.944% and Previous year 34.608%)	146.13	141.00
Tax effect of amounts adjustable in calculating taxable income/expenses not considered for tax purpose including difference in depreciation	(40.75)	(45.19)
MAT Adjustments	(11.45)	(0.92)
Income Tax Expense	93.93	94.89



Notes forming part of Financial Statements

40. Financial instruments

a) The carrying value and fair value of financial instruments by categories as at year end:

(₹ in crore)

	As at March 31, 2019			As at March 31, 2018		
	Amortized cost	FVTOCI	FVTPL	Amortized cost	FVTOCI	FVTPL
Financial assets						
Investment in equity instruments	-	9.31	-	-	20.00	-
Investments in subsidiaries, associates and joint ventures	116.40	-	-	116.40	-	-
Loans to employees	0.70	-	-	0.73	-	-
Security deposits	8.43	-	-	8.43	-	-
Trade receivables	417.49	-	-	213.17	-	-
Cash and cash equivalents	38.86	-	-	67.72	-	-
Bank balances other than cash and cash equivalents	22.27	-	-	18.09	-	-
Advances to parent company	1,282.00	-	-	1,492.00	-	-
Advances to subsidiaries	335.00	-	-	-	-	-
Inter corporate deposit	3.00	-	-	3.40	-	-
Other financial assets	12.58	-	-	13.66	-	-
Total	2,236.73	9.31	-	1,933.60	20.00	-
Financial liabilities						
Borrowings	3,986.84	-	-	4,132.01	-	-
Trade payables	182.46	-	-	135.73	-	-
Other financial liabilities	9.22	-	-	12.49	-	-
Total	4,178.52	-	-	4,280.23	-	-

The fair value of the above are close to their amortised costs due to their short term nature.

b) Fair value hierarchy

The table shown below analyses financial instruments carried at fair value, by valuation method. The different levels have been defined below:

- Level 1: quoted prices (unadjusted) in active markets for identical assets or liabilities.
- Level 2: inputs other than quoted prices included within Level 1 that are observable for the asset or liability, either directly (i.e., as prices) or indirectly (i.e., derived from prices)
- Level 3: inputs for the asset or liability that are not based on observable market data (unobservable inputs)

Financial assets and liabilities measured at fair value As at March 31, 2019	Level 1	Level 2	Level 3	Total
Financial assets				
Investment in equity instruments	9.31	-	-	9.31
Total financial assets	9.31	-	-	9.31

Financial assets and liabilities measured at fair value As at March 31, 2018	Level 1	Level 2	Level 3	Total
Financial assets				
Investment in equity instruments	20.00	-	-	20.00
Total financial assets	20.00	-	-	20.00

The following methods and assumptions were used to estimate the fair values

- 1) The fair values of the quoted instruments are based on price quotations at the reporting date.
- 2) The carrying amount of trade receivables, trade payables, investment in commercial paper, receivable towards claims and services rendered, other bank balances, interest accrued payable/receivable, cash and cash equivalents are considered to be the same as their fair values, due to their short term nature.
- 3) Loans including security deposits, non-current borrowings are based on discounted cash flows using a current borrowing rate.
- 4) Fair value of financial instruments which is determined on the basis of discounted cash flow analysis, considering the nature, risk profile and other qualitative factors. The carrying amounts will be reasonable approximation of the fair value.



Haldia Energy Limited

CIN: U74210WB1994PLC066154

Telephone: +91 33 6634 0684

Email: haldiaenergy@rp-sg.in

Registered Office: Barick Bhawan, 6th Floor, 8 Chittaranjan Avenue, Kolkata-700072

Notes forming part of Financial Statements

41. Financial risk management and Capital management

The Company's operations of generation of electricity are governed by the provisions of the Electricity Act 2003 and Regulations framed thereunder by the West Bengal Electricity Regulatory Commission and accordingly the Company, being a generating company under the said statute, is subject to regulatory provisions/ guidelines and issues evolving therefrom, having a bearing on the Company's liquidity, earning, expenditure and profitability, based on efficiency parameters provided therein including timing of disposal of applications / matters by the authority.

The Company has been managing the operations keeping in view its profitability and liquidity in terms of above regulations. In order to manage credit risk the Company periodically conducts review of the financial conditions of its customers, current economic trends and analysis of accounts receivables. Credit risk towards Investment of surplus funds is managed by obtaining support of credit rating and appraisal by external agencies and lending bodies.

The Company manages its liquidity risk on financial liabilities by maintaining healthy working capital and liquid fund position keeping in view the maturity profile of its borrowings and other liabilities as disclosed in the respective notes.

The Company's market risk relating to variation of interest rate is mitigated through regular discussions with the financing agencies and analysis of market trends.

While managing the capital, the Company ensures to take adequate precaution for providing returns to the shareholders and benefit for other stakeholders, including protecting and strengthening the balance sheet.

42. The Board of Directors of the Company at its meeting held on 22 May, 2017 approved, subject to necessary approvals, a composite Scheme of Arrangement under Sections 230 to 232 and other applicable provisions of the Companies Act, 2013 ("the Scheme") involving the Company, its ultimate holding company CESC Limited (CESC) and eight other subsidiary companies of CESC. The Scheme proposes restructuring of the business of these companies with effect from 1 October, 2017, being the appointed date.

On Part III of the said Scheme becoming effective, effective the said appointed date, CESC's Generation undertaking shall be demerged and vest in the Company as a going concern in consideration against which each shareholder of CESC registered on a record date to be fixed for the purpose would be entitled to fully paid shares of the Company in the ratio set out in the Scheme.

The Scheme sanctioned by the Hon'ble National Company Law Tribunal, Kolkata Bench (NCLT) by its Order dated 28 March, 2018 will be implemented on the terms and conditions stated therein inter alia, upon satisfaction of the conditions precedent and obtaining approvals as referred under the NCLT order. Upon such implementation, necessary accounting effect relating thereto, will be given in due course, with its consequential impact on the financial results.

43. The installed capacity of the Generating Stations of the Company as on March 31, 2019 was 600000 kW (March 31, 2018 : 600000 kW).


44. Previous year figures have been re-grouped / re-classified wherever necessary.


For Kunal & Associates
Firm Registration Number: 316003E
Chartered Accountants


CA Asitava Roy
Partner
Membership No.: 052787
Place: Kolkata
Date: May 17, 2019



For and on behalf of the Board of Directors


Director


Company Secretary


Managing Director


Chief Financial Officer